



ROBBINS HOSE COMPANY No. 1

DOVER'S VOL. FIRE DEPT.
Since 1882

April 11, 2004

Mayor & Council
City of Dover
P.O. Box 475
Dover, De 19903

Dear Mayor & Council:

Attached is the March 2004 report. The Robbins Hose Company responded to 76 incidents during this time.

During the past month twenty-five firefighters trained in firefighter safety and survival techniques at the Delaware State Fire School and several firefighters completed Emergency Medical Technician training.


The Robbins Hose Company has been working with the Becker Morgan Group on conceptual design for an addition to the Governors Avenue engine room. When completed we will meet the following objectives:

1. Separate facilities for Male & Female firefighters to include showers, bunkrooms and restrooms.
2. Meet all ADA requirements.
3. Currently do to the height of all new fire apparatus we can only park one fire engine in this side of the building, with the addition we will have the space we need for all apparatus.
4. Provide an exhaust system for Carbon Monoxide.
5. Provide a health & safety room for our firefighters.
6. Have adequate office space for all divisions within the department.

During the next month the Robbins Hose Company will be exploring way's to finance the project and meet the needs of the department today and in the future.

After reviewing my report if you have any questions or comments please do not hesitate to contact me.

Respectfully Submitted,








Brian F. Bashista
Fire Chief

Robbins Hose Company #1, Inc




Fire Department: 30046
 Companies: All
 Date Range: From 03/01/2004 to 03/31/2004
 Box/Zone/ Code: All
 District: All
 Situation Found: All
 Exclude Mutual Aids: No
 Exclude Exposures: No

Incident Reponse Performance Analysis




Response Time

Response Time (Minutes)	Number of Incidents	Totals	Additional
0 - 1		31	Longest Time: 8.0 Incident#: 000165 Average Time: 2.3
2 - 3		25	
4 - 5		17	
6 - 7		2	
8 - 9		1	
> 10		0	

Apparatus Travel Time

Travel Time (Minutes)	Number of Incidents	Totals	Additional
0 - 4		56	Longest Time: 14.0 Incident#: 000185 Average Time: 3.6
5 - 9		18	
10 - 14		2	
15 - 19		0	
20 - 24		0	
> 25		0	

Incident Length

Incident Length (Minutes)	Number of Incidents	Totals	Additional
0 - 29		70	Longest Time: 99.0 Incident#: 000182 Average Time: 18.4
30 - 59		4	
60 - 89		0	
90 - 119		2	
120 - 149		0	
> 150		0	

Robbins Hose Company #1, Inc

Totals and Average Attendance by Incident Type

Fire Department: 30046
 Companies: All
 Date Range: From 03/01/2004 to 03/31/2004
 Box/Zone Code: All
 District: All
 Station Found: All
 Exclude Mutual Aids: No
 Exclude Exposures: No

Code and Description	Incident Count	Number Attend	Average Attend	Total Length	Average Length	Average Man Hrs	Total Man Hrs
113-Cooking fire, confined to container	1	29	29.00	0.3	0.25	7.25	7.25
131-Passenger vehicle fire	5	114	22.80	2.3	0.46	10.67	53.37
141-Forest, woods or wildland fire	2	75	37.50	0.9	0.45	17.13	34.26
142-Brush, or brush and grass mixture fire	1	14	14.00	0.9	0.85	11.90	11.90
151-Outside rubbish, trash or waste fire	1	14	14.00	0.5	0.50	7.00	7.00
154-Dumpster or other outside trash receptacle fire	1	18	18.00	0.3	0.33	5.94	5.94
160-Special outside fire, other	1	26	26.00	1.9	1.88	48.88	48.88
331-Lock-in (if lock out, use 511)	1	1	1.00	0.2	0.18	0.18	0.18
350-Extrication, rescue, other	1	24	24.00	0.6	0.57	13.68	13.68
352-Extrication of victim(s) from vehicle	2	39	19.50	0.8	0.38	8.12	16.24
410-Flammable gas or liquid condition, other	2	19	9.50	0.7	0.33	3.53	7.05
411-Gasoline or other flammable liquid spill	2	20	10.00	0.6	0.28	2.65	5.31
412-Gas leak (natural gas or LPG)	3	92	30.67	1.2	0.40	12.83	38.50
421-Chemical hazard (no spill or leak)	1	14	14.00	0.6	0.58	8.12	8.12
531-Smoke or odor removal	1	10	10.00	0.5	0.45	4.50	4.50
571-Cover assignment, standby, moveup	1	52	52.00	1.9	1.88	97.76	97.76
600-Good intent call, other	13	339	26.08	4.3	0.33	8.26	107.35
641-Vicinity alarm (incident in other location)	8	193	24.13	2.9	0.36	8.85	70.78
651-Smoke scare, odor of smoke	4	95	23.75	1.1	0.29	6.97	27.88
652-Steam, vapor, fog or dust thought to be smoke	2	26	13.00	0.4	0.20	3.30	6.60
700-False alarm or false call, other	8	179	22.38	3.0	0.37	8.25	66.00
710-Malicious, mischievous false call, other	2	41	20.50	0.9	0.44	9.11	18.22
715-Local alarm system, malicious false alarm	1	17	17.00	0.6	0.57	9.69	9.69
730-System malfunction, other	4	73	18.25	1.5	0.37	6.96	27.84
733-Smoke detector activation due to malfunction	2	21	10.50	0.4	0.18	1.84	3.68
735-Alarm system sounded due to malfunction	3	89	29.67	1.0	0.34	10.12	30.37

Code and Description	Incident Count	Number Attend	Average Attend	Total Length	Average Length	Average Man Hrs	Total Man Hrs
736-CO detector activation due to malfunction	1	16	16.00	0.3	0.30	4.80	4.80
741-Sprinkler activation, no fire - unintentional	1	19	19.00	0.3	0.27	5.13	5.13
751-Biological hazard, malicious false report	1	31	31.00	0.3	0.30	9.30	9.30
Blank: No Code Entered	0	0	0.0	0.0	0.00	0.00	0.00
Incorrect Entry	0	0	0.0	0.0	0.00	0.00	0.00
Totals and Averages for All Codes:	76	1,700	22.37	30.75	0.40	9.84	747.58

Your department started using NFIRS 5.0 on 12/30/1899. This means that the report uses the NFIRS 5.0 Code Set.

Robbins Hose Company #1, Inc

Incident Totals by Day of Week

Fire Department: 30046
 Companies: All
 Date Range: From 03/01/2004 to 03/31/2004
 Box/Zone/Code: All
 District: All
 Situation Found: All
 Exclude Mutual Aids: No
 Exclude Exposures: No

Day of Week	Totals	Avg. Attend
Sunday	9	28
Monday	19	24
Tuesday	10	20
Wednesday	18	22
Thursday	6	18
Friday	10	23
Saturday	4	19

Robbins Hose Company #1, Inc

Fire Department: 30046

Companies: All

Date Range: From 03/01/2004 to 03/31/2004

Box/Zone/ Code: All

District: All

Situation Found: All

Exclude Mutual Aids: No

Exclude Exposures: No

Incident Totals by Time of Day

Time of Day	Call Count	Avg Attend
00:00 - 00:59	2	14.0
01:00 - 01:59	0	0.0
02:00 - 02:59	1	27.0
03:00 - 03:59	3	12.3
04:00 - 04:59	1	44.0
05:00 - 05:59	0	0.0
06:00 - 06:59	2	21.5
07:00 - 07:59	2	23.5
08:00 - 08:59	0	0.0
09:00 - 09:59	1	32.0
10:00 - 10:59	11	19.2
11:00 - 11:59	6	23.5
12:00 - 12:59	4	14.0
13:00 - 13:59	3	13.0
14:00 - 14:59	8	22.9
15:00 - 15:59	1	49.0
16:00 - 16:59	7	19.9
17:00 - 17:59	2	24.5
18:00 - 18:59	3	32.3
19:00 - 19:59	2	38.5
20:00 - 20:59	2	37.5
21:00 - 21:59	6	28.0
22:00 - 22:59	2	9.5
23:00 - 23:59	7	20.0



ROBBINS HOSE COMPANY No. 1

DOVER'S VOL. FIRE DEPT.
Since 1882

April 11, 2004

Mayor & Council
City of Dover
P.O. Box 475
Dover, De 19903

Dear Mayor & Council:

Attached is the March 2004 report. The Robbins Hose Company responded to 76 incidents during this time.

During the past month twenty-five firefighters trained in firefighter safety and survival techniques at the Delaware State Fire School and several firefighters completed Emergency Medical Technician training.


The Robbins Hose Company has been working with the Becker Morgan Group on conceptual design for an addition to the Governors Avenue engine room. When completed we will meet the following objectives:

1. Separate facilities for Male & Female firefighters to include showers, bunkrooms and restrooms.
2. Meet all ADA requirements.
3. Currently do to the height of all new fire apparatus we can only park one fire engine in this side of the building, with the addition we will have the space we need for all apparatus.
4. Provide an exhaust system for Carbon Monoxide.
5. Provide a health & safety room for our firefighters.
6. Have adequate office space for all divisions within the department.

During the next month the Robbins Hose Company will be exploring way's to finance the project and meet the needs of the department today and in the future.

After reviewing my report if you have any questions or comments please do not hesitate to contact me.

Respectfully Submitted,



Brian F. Bashista
Fire Chief